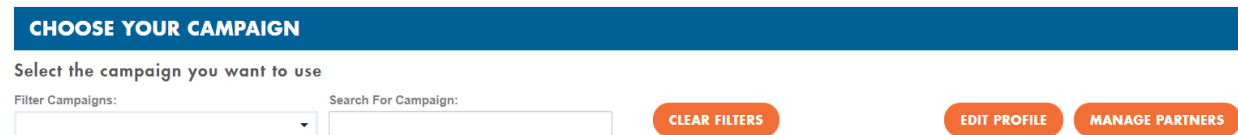


If your company website address or company logo is not appearing on **findamortgagebroker.com**, these can be fixed via the UWM Marketing Toolbox:

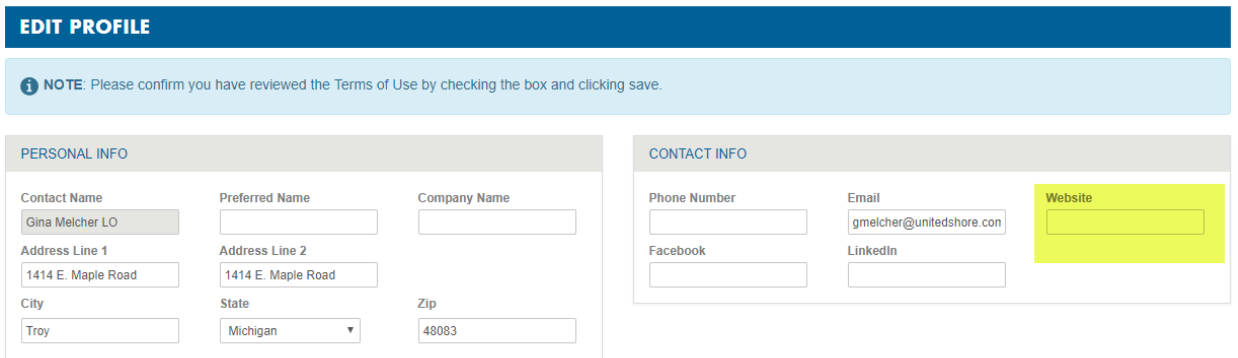
Please have your primary contact on the account log-in to the UWM Marketing Toolbox (<https://ease.uwm.com/Lending/MarketingToolbox/Home>) to update the company website address and/or upload the company logo.

See screenshots showing how to update website address or company logo:

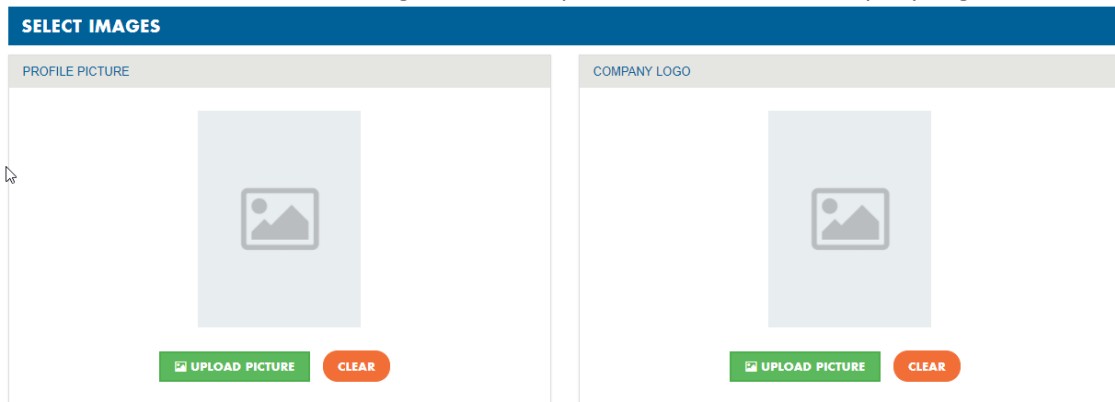
- ✓ After logging in to the UWM Marketing Toolbox, from logged-in 'All Campaigns: Choose Your Campaign' section, select 'Edit Profile'



- ✓ In 'Edit Profile', update website address field:



- ✓ In 'Edit Profile', under 'Select Images', select 'Upload Picture' under Company Logo:



- ✓ Make sure the primary contact SAVES any updates at the bottom the 'Edit Profile' page

- There is also a "how to" update your company logo video on [uwm.com](https://www.uwm.com/grow-your-business/more-marketing-tools/quick-talks) which can be found here: <https://www.uwm.com/grow-your-business/more-marketing-tools/quick-talks> under New Videos.